

**Do you want to be a
safe HRT Team Member?
15 minutes of your attention!**

**Mandatory training at Luderitz in the HRT yard, HRT
warehouse, Quayside & Namport Installations**

HRT Team Member: Any worker from any company participating on the HRT project e.g. managers, engineers, technicians, labourers, operators, subcontractors, authorities & visitors.

Rule 01



A safe HRT Team Member always uses the following at work:

- Overalls, helmet, fluorescent jacket, safety shoes, gloves and glasses particularly by the quayside, but also pipe yard, warehouse and onboard HRT or 3rd party vessels.



Rule 02

A safe HRT Team Member **ALWAYS** remembers

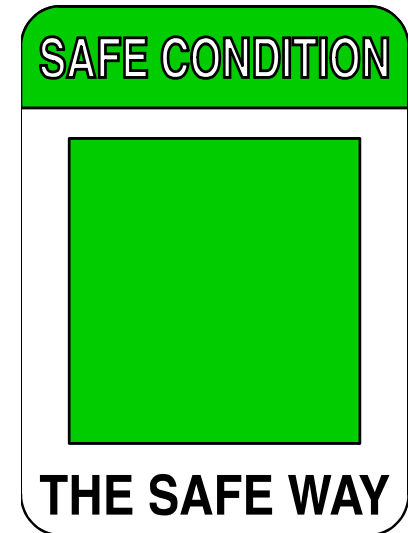
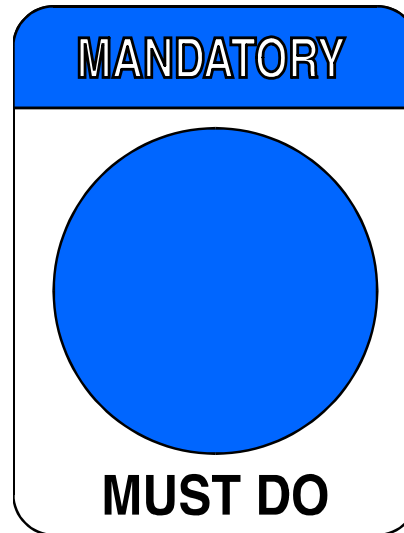
The rules to be respected during work



Localization of emergency equipments



A safe HRT Team Member remembers the colour codes



**Your life depends of the respect and
knowledge of the colour code**

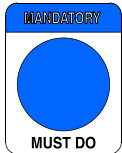
Rules 03

Qualified Truck /Forklift Drivers on HRT projects

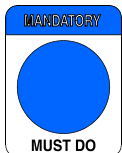
Machine forklift drivers engagements:



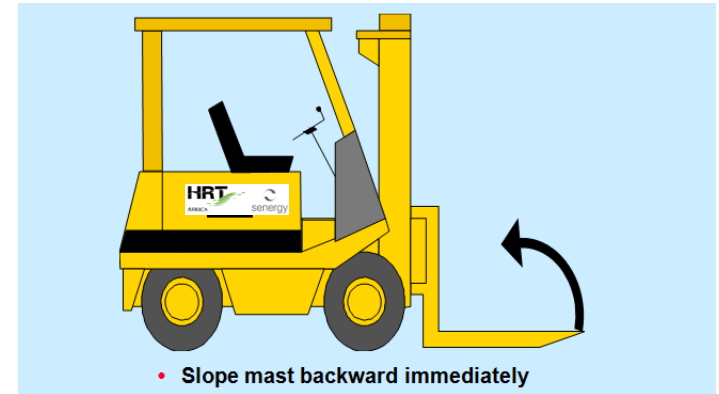
- Preparation, using & driving machine instructions



- Medical & driving clearance
100 % priority



- Quayside : Quay cranes have priority



HRT Driver Requirements

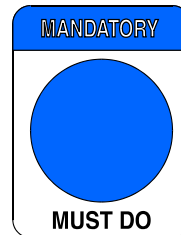
- **Driver :**
 - 18 years old minimum
 - Medical certificate
 - Valid Aptitude test or licence
 - Forklift / truck operator aware of his responsibilities



When driving for HRT



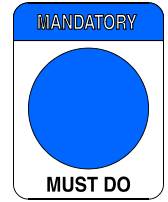
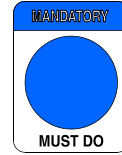
- Knowledge & respect of the traffic plan: speed limit, straddle zones, car access at quayside




When outside of the vehicle



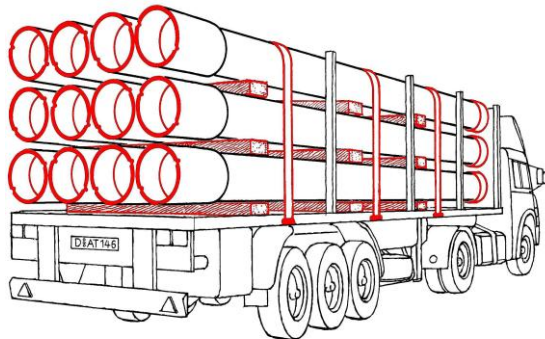
Unsecure or secure your load on your truck by yourself



Follows Instructions Quayside Signaller



Wears always



Rule 04



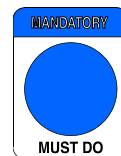
A safe HRT Team Member **ALWAYS** follows

- Orders given by “Manica shift supervisor or HRT Supervisor or HSE-HRT representative.” Zero tolerance policy for non-compliance

Attends safety Tool Box Talks , every morning or before each specific task.



Follows Procedures and work instructions



STOP if you are not sure of if you see a risk for a potential Accident



Rule 05

A safe HRT Team Member opens their eyes

- Always be aware of your surroundings on the vessel i.e. Trip hazards, onboard cranes, moving cargo etc. never be under a moving load, Never climb on the top of a CCU



Rule 06

A safe HRT Team Member searches for any possible dropped objects

Loose and Dropped objects can kill




Conduct an inspection of the CCU before shipping

Inspection of CCU's

HRT Team Member should be able to inspect Cargo Carrying Units

HRT **senergy** **Pre trip inspection for Basket**



SAFETY FIRST! JUST DO IT!

HRT **senergy** **Pre trip inspection for standard Container**

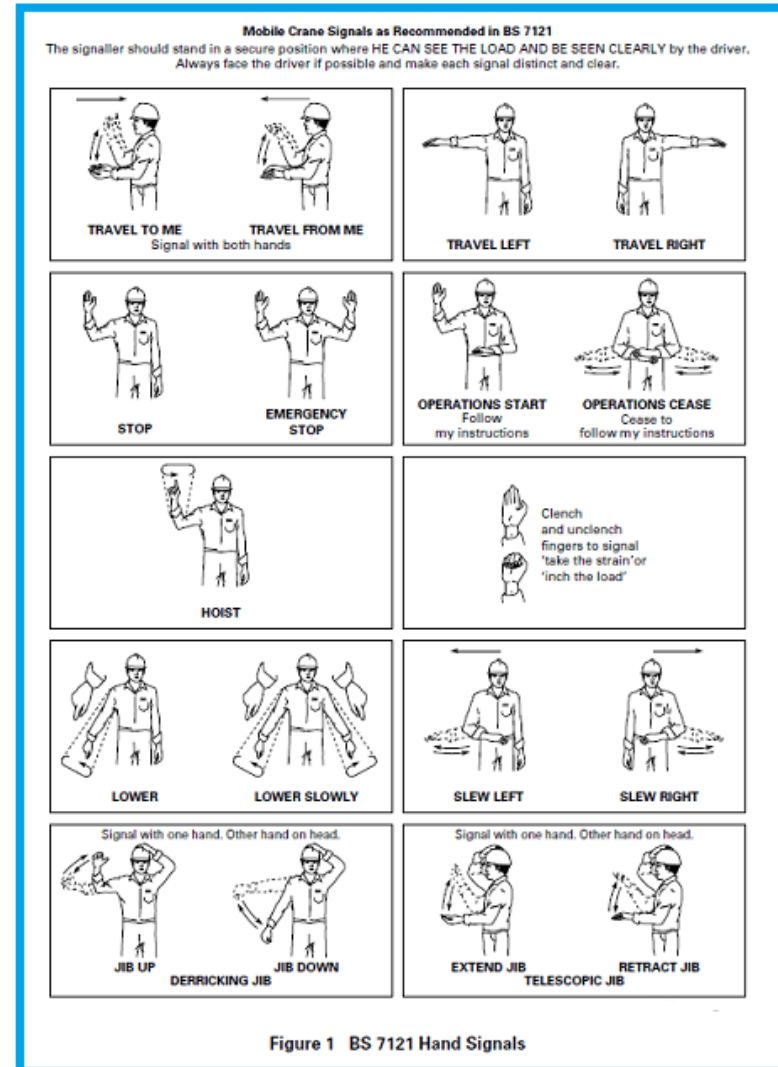


SAFETY FIRST! JUST DO IT!

Rule 07



Only one banks man should be giving the crane operator instructions




Rule 08

Management of Chemicals

1. Take care of signals and advices



2. Always Read the labels and the MSDS sheet



PELIGRO	TOXICO	<input type="checkbox"/>
	ACIDO	<input type="checkbox"/>
	ALCALINO	<input type="checkbox"/>
	INFLAMABLE	<input type="checkbox"/>
	COMBUSTIBLE	<input type="checkbox"/>
	USE VENTILACION	<input type="checkbox"/>
CHEMICAL NAME _____		
USE _____		



3. Consult the supervisor if doubts

RULE 09

An HRT TEAM MEMBER RESPECTS the ENVIRONMENT

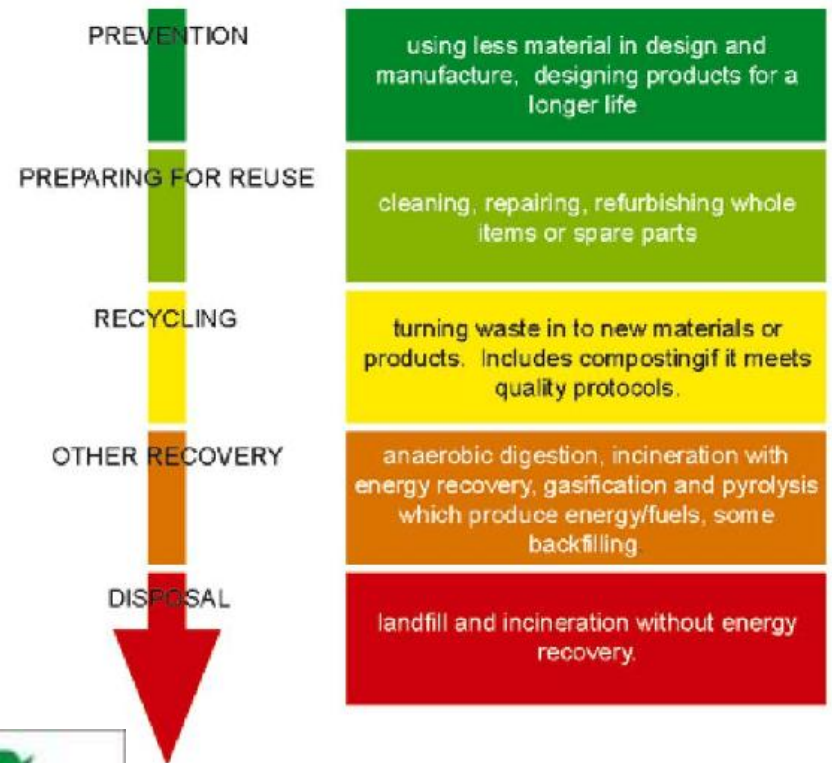
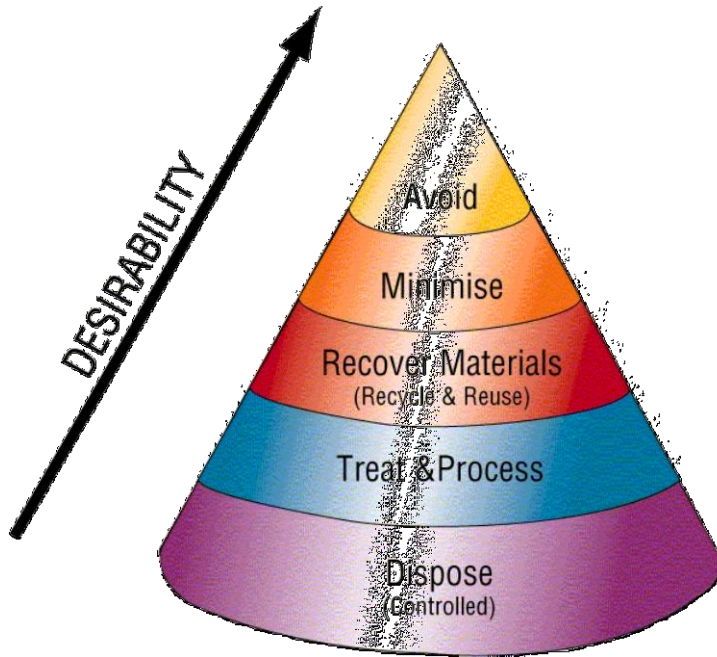
- **All staff** should receive environmental awareness and waste identification training
- **Waste Streams identified** and updated . Manica Contractor manages the Waste Recycle / Disposal
- **Centralized** On-site Waste Management Centre
- Minimal combustion emissions
- **Zero discharge** of chemicals to environmental receptors unless they are authorized sites



Waste Management

Desirability

Normal Cycle



After Segregation

Select “Lower Hazardous” Chemicals

Ensure Safe and Proper **use / storage** of Hazardous / Non Hazardous Chemicals

Assure **compliance** with legislative, guidance and Project requirements for **USE and DISPOSAL** arrangements

Non-restricted disposition (examples)

- Garbage/trash
- Office trash
- Living quarters wastes
- Construction debris
- Demolition debris
- Cement, concrete, sand
- Empty containers (rinsed clean as appropriate)
- Clean scrap metal, rubber, wood, plastic, and glass



Restricted disposition (examples)

- Used filters, rags, absorbent materials
- Produced Sands / Solids / Sludge's
- Oily debris / sludge's
- Non-Aqueous Fluid Drilling sludge's
- Used oil
- Flammable Fluids - paints, solvents)
- Corrosive Materials - acids, caustics)
- Chemical Wastes (drilling fluid additives, anti-freeze, corrosion / scale inhibitors, demulsifiers, surfactants, etc.)
- Medical wastes - bodily fluids, used bandages, syringes)
- Batteries (lead-acid, Ni-Cd, lithium)

Segregation and Specific storages



Example 01

Segregation permits Recycling



Rule 10

Use your common sense !



COMMON SENSE
IS LIKE DEODORANT.
THE PEOPLE WHO
NEED IT MOST
NEVER USE IT.

GET EQUIPPED NOW **PROTECT**

**COMMON
SENSE IS
NOT SO
COMMON.**

by VOLTAIRE

**COMMON SENSE IS SO
RARE THESE DAYS,
IT SHOULD BE CLASSIFIED
AS A SUPER POWER**

**ROAD
KILL**
tablrts.com

USE YOUR COMMON SENSE

BEFORE YOU START

1. Stop, look **AROUND**
2. Look for risks & hazards
3. Control **ALL** Hazards

DURING THE JOB

1. Stop, look for **CHANGES**
2. Look for **NEWS** hazards
3. Control **ALL** Hazards

AFTER THE JOB

1. Stop, look **AROUND**
2. Have you made **NEW** hazards?
3. Control **ALL** Hazards

Before

- Wear correct PPE
- Check the isolations
- Can I slip , trip or fall?
- Find a safety shower , fire alarm
- Find an escape route
- Will my job affect others?
- Will their job affect me?

During

- Weather, noise, light
- Others jobs near me
- Is this job going as planned?

AFTER

- Is there the better way to do this job?
- Check your housekeeping !
- Report any unsafe act or incident
- Report any technical problem


SAFETY FIRST !

HRT
AFRICA

senergy

End of the HSE Induction

- Please sign your HSE declaration of commitment to the HRT rules in Luderitz
- You will put a sticker on your Helmet



You are now an HRT Safe Team Member