



Funds - LLC

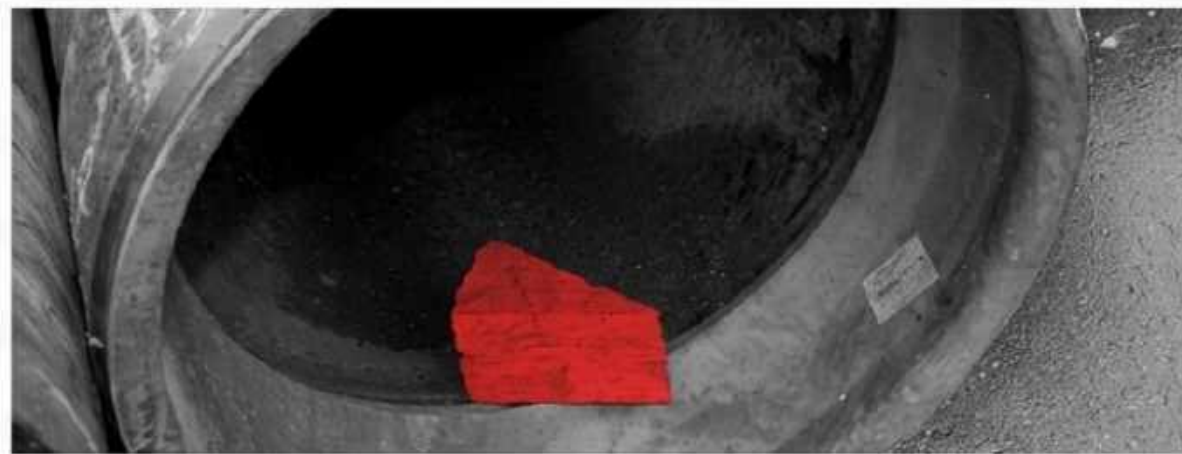
LOOSE AND DROPPED OBJECTS: PREVENTION & INSPECTION





LOOSE OBJECTS CAN KILL

LIFE THREATENING. YOU CAN AVOID IT!



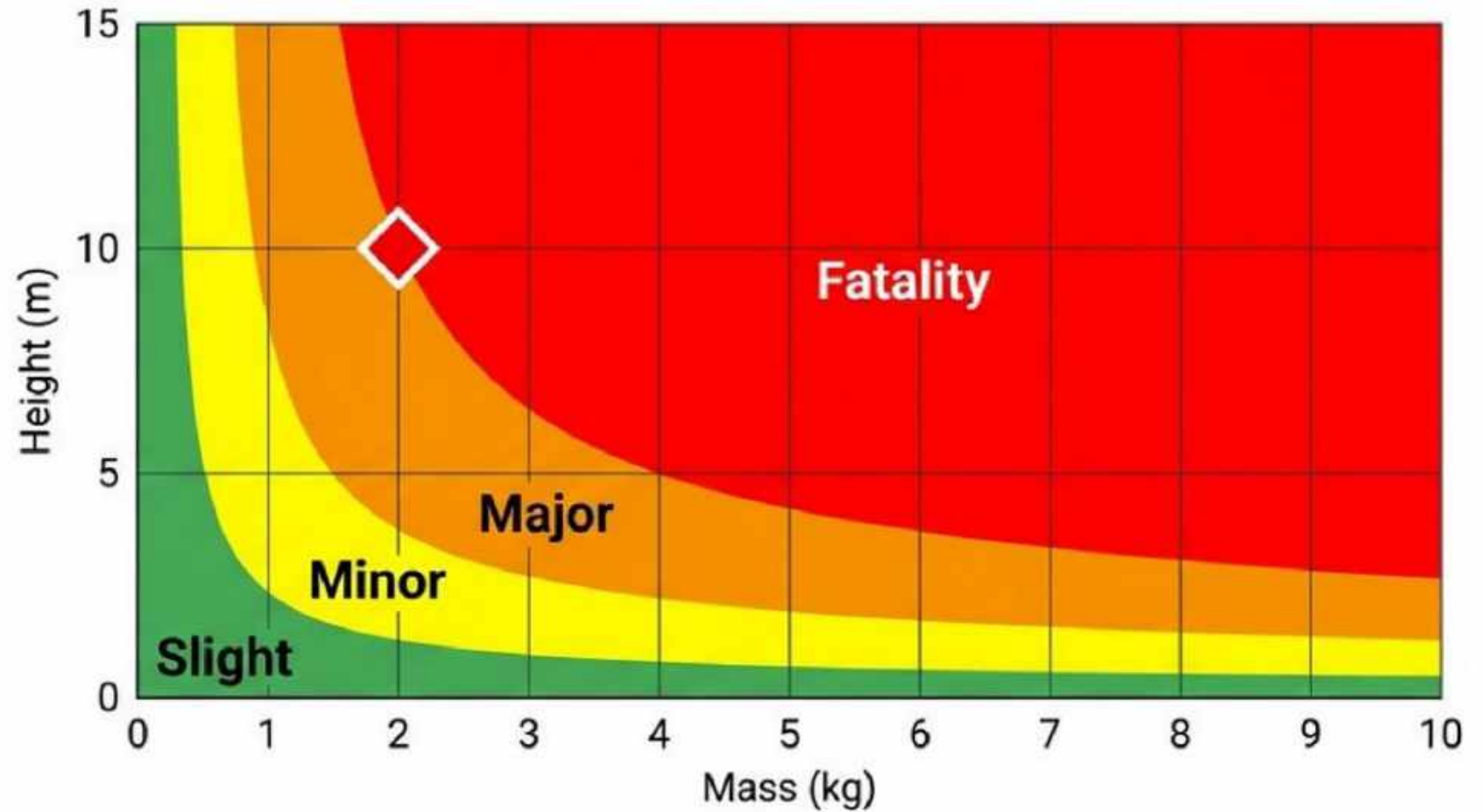
FROM TOOLS TO DEBRIS: IF IT IS NOT SECURED, IT IS A THREAT.

THE PHYSICS OF IMPACT: THE DROPS CALCULATOR

Height: 10 m

Mass: 2 kg

FATALITY



A 2KG OBJECT FALLING FROM 10M IS NOT AN INJURY. IT IS A FATALITY.

CASE STUDY: THE MAERSK DELIVERER INCIDENT

INCIDENT DATA

Date: April 27th, 2012


Time: 04:30 AM

Location: Rig Maersk Deliverer (Enigma project Tapir)

The Hazard: A 2kg piece of timber forgotten on top of a bundle of casing.

NARRATIVE

During the offloading of 9 5/8 casing from a supply boat, the crane operator spotted a section of timber on top of the load after the lift had already commenced. He continued the lift as the safest option, landing it on deck. A potential fatality was avoided only by luck and operator awareness.



Fands - LLC



ROOT CAUSE ANALYSIS: HUMAN ERROR



KNOWLEDGE GAP

Lack of knowledge regarding loading rules and safety protocols.



PROCESS FAILURE

Inadequate training on Pre-Inspection of cargo.



ENVIRONMENT

Inadequate housekeeping and workplace disorder.

POTENTIAL OUTCOME: SERIOUS INJURY / FATALITY

THE STRATEGY: HAZARD HUNT

THE OBJECTIVE:


Inspect all Facilities and Locations for any uncontrolled object that has a potential to fall.

THE SCOPE:

Applies to all locations, onshore and offshore. All worksites (including offices) must be inspected.

THE MANDATE:

Applicable to all supply boats involved in



Identify, Report, Eliminate.



Funds - LLC

WHAT TO LOOK FOR



UNSECURED TOOLS



LOOSE FIXINGS



HIDDEN DEBRIS



IMPROPER STORAGE



MODIFICATIONS



MAINTENANCE

UNIVERSAL CHECKS: CARGO HANDLING

- 1** Check all forklift pockets (transverse and longitudinal) for loose objects.
- 2** Check the tops of all lifts.
- 3** Check all horizontal and vertical surfaces.
- 4** Check inside/around the structure of open framed lifts.
- 5** Check tanks to ensure valve caps are closed and secured.
- 6** Check bundles of pipe internally/externally; ensure protectors are fitted.
- 7** Ensure thread protectors and end caps are securely fastened.
- 8** Ensure contents are secured to prevent escaping during transit.
- 9** Remove any potential dropped object found prior to lifting.



ANATOMY OF A SAFE BASKET: PRE-TRIP INSPECTION

Check top surfaces
for loose equipment.

Check for excessive
corrosion or
deformation.

Ensure drainage
holes are clear.



Ensure securing points are good.
No internal snagging hazards.

Check lifting equipment
for damage; ensure
shackles secured.

Check locking
mechanism is secured
on both handles.

Ensure forklift pockets
are clear of debris.



ANATOMY OF A STANDARD CONTAINER: PRE-TRIP INSPECTION



THE CRITICAL CHECKLIST: PASS OR FAIL

		FAIL	PASS
a.	Inspection plate date is current.		
b.	Safety markings meet standard requirements.		
c.	Lifting set has no obvious signs of damage.		
d.	Lifting set parts are present, correct, properly connected, and secure.		
e.	Container roof, forklift pockets, frames free of loose items.		
f.	Safety nets in position and fit for purpose.		
g.	Container doors closed, secured, locking mechanism undamaged.		
h.	Drainage holes clear on open containers.		



ACTION PROTOCOL

STEP 1



TAKE RESPONSIBILITY

Make it safe immediately.

STEP 2



REPORT

Tell your supervisor what you found and what you did.

STEP 3



SEGREGATE

Report to Base Manager to segregate dangerous cargo.

IF IN DOUBT, SPEAK TO YOUR SUPERVISOR.



HAZARD HUNT DAY

All Supply boats involved in

The objective of this Hazard Hunt is to inspect all our Facilities and Locations for any uncontrolled object that has a potential to fall.

The Hazard Hunt applies to all locations, on and offshore. All work-sites (including Offices) should be inspected for potential dropped objects.




LOOSE FIXINGS



UNSECURED OBJECTS AT HEIGHT



OBJECTS IN FORKLIFT POCKETS



MISSING SPLIT PINS OR SAFETY LOCKING DEVICES



UNSECURED TOOLS AT HEIGHT



TOOLS / OBJECTS ON TOP OF CONTAINERS



DISCARDED ITEMS



LITTER

WHAT TO LOOK FOR:

- Unsecured objects stored or unsecure at height
- Items left on top of containers / skid frames / grating etc
- Items stored inappropriately at height
- Items that are locally modified / homemade and not certified
- Items loaded with inadequate means to secure properly
- Uncertified lifting equipment (current code is INSERT COLOUR)



POORLY MAINTAINED LIFTING EQUIPMENT

SAFETY FIRST

JUST DO IT!

PREVENTION IS THE ONLY OPTION. INSPECT. SECURE. REPORT.



Funds - LLC



Funds - LLC

Copyright © Michel Louis Friedman, 01/2026. All rights reserved. No reproduction without permission.

Customized version

1. For translation costs, please contact us.
2. For the addition of company-specific documentation, please contact us.
3. For an editable option, please contact us.
4. Consultations available at **Michel.friedman@funds-llc.com** or **mlf10357@yahoo.com**.

o All translations, logos, terms, and specific concepts are the property of Funds-llc worldwide.

o RSS-NMR® is a registered trademark worldwide at the home address of Michel-Louis Friedman-Matarese.

Disclaimer

The opinions, analyses, and explanations expressed in this text are solely those of their author, Michel Louis Friedman. They do not represent the views of any institution, company, employer, or other entity. The author disclaims all liability for the use or interpretation of this material.

Copyright Law © March 11, 1957 Law No. 57-298 of March 11, 1957, concerning the ownership of literature and artists

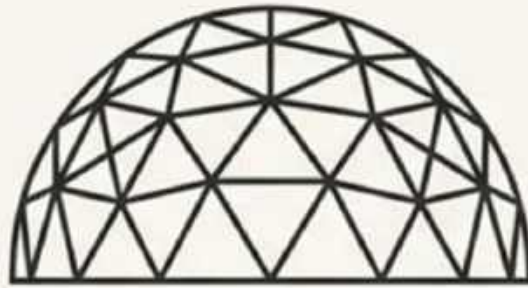
o Copyright © 2005-2026 Funds-LLC

o Copyright © 2009-2026 Funds-LLC div. Proactive Economic Intelligence

o All copyright © and trademark ® are protected under the U.S. Copyright Act of 1976 and subsequent amendments, and related laws contained in Title 17 of the United States Code.

All U.S. rights, © and registered trademarks ® are in accordance with applicable law.

Patents and Trademarks (December 12, 1980) <https://www.copyright.gov/>

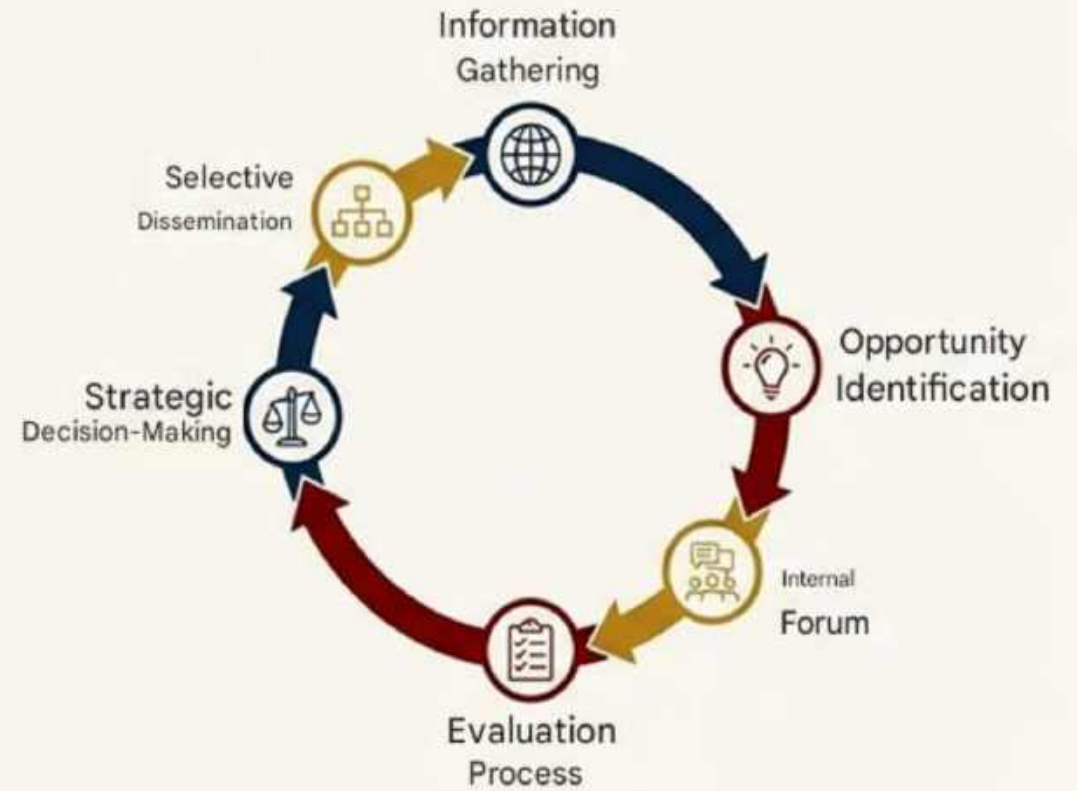


FANDS-LLC

Proactive Economic Intelligence



Fands - LLC



FANDS-LLC is a proactive economic intelligence firm specializing in strategic analysis and technological solutions for critical sectors. We are ready to collaborate on the implementation of this national resurgence plan.

Michel L. Friedman

michel.friedman@fands-llc.biz

WhatsApp: +591 71696657

Physical Office: Aparthotel El Suto, El Suto Street, no number
San Jose de Chiquitos, Bolivia